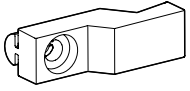
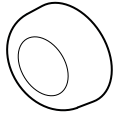


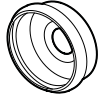
**PARTS AND HARDWARE LISTING / LISTE DES PIÈCES ET QUINCAILLERIE**



9



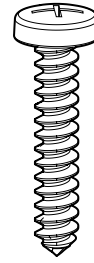
10




11




12



13



14



15

ITEM	PARTS AND HARDWARE / PIÈCES ET QUINCAILLERIE	QTY
1	WALL JAMB / JAMBAGE	2
2A	NARROW FIXED PANEL / Panneau fixe étroit	1
2B	LARGE FIXED PANEL / Panneau fixe large	1
3	GASKET WITH SMALL FLANGE / JOINT AVEC PETITE BRIDE	1
4	GASKET WITH LONG FLANGE / JOINT AVEC LONG BRIDE	1
5	RAIL / RAIL	2
6	DOOR PANEL SIDE GASKET / JOINT LATÉRAL POUR LE PANNEAU DE PORTE	1
7	DOOR PANEL / PANNEAU DE PORTE	1
8	HANDLE / POIGNÉE	2
9	GLASS SUPPORT / SUPPORT DE VERRE	4
10	SCREW CAP / CAPUCHON COUVRE-VIS	12
11	BACK SCREW CAP / L'ARRIÈRE DU CAPUCHON COUVRE-VIS	12
12	WALL PLUG / CHEVILLE	6
13	PAN HEAD SCREW / VIS À TÊTE PAN	14
14	SCREW / VIS	4
15	PAN SELF DRILLING SCREW #8 - 3/8" / VIS PAN AUTO-PERÇANTE #8 - 3/8"	6